

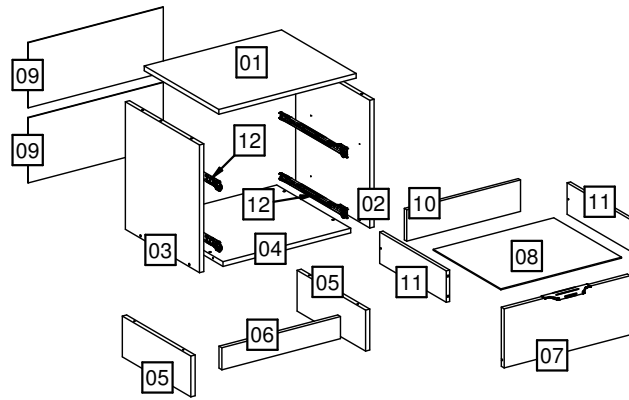
Ref. 1146

MANUAL DE MONTAGEM

Leia e observe as ilustrações de todo o manual, antes de iniciar a montagem.



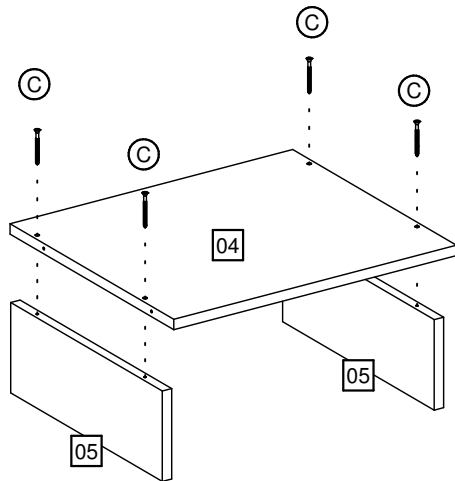
Para dicas de conservação e garantia, aponte o celular para o código ao lado



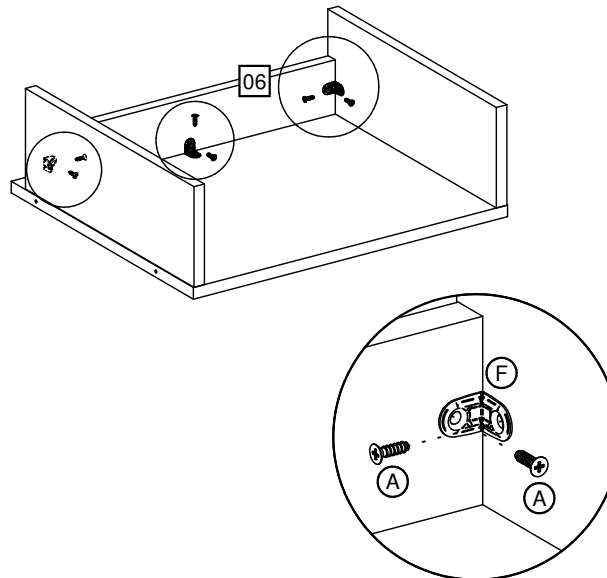
#	Qt	Peça	Part	Piezas	Dim (mm)
01	1	Tampo	Top	Tapa	484 x 392 x 15
02	1	Lateral Direita	Right Panel	Lateral Izquierda	406 x 390 x 15
03	1	Lateral Esquerda	Left Panel	Lateral Derecha	406 x 390 x 15
04	1	Base	Base	Base	450 x 389 x 15
05	2	Rodapé Lateral	Side Baseboard	Zócalo Lateral	360 x 130 x 15
06	1	Rodapé Menor	Smallest Baseboard	Zócalo Menor	418 x 70 x 15
07	2	Frente de Gaveta	Drawer Front	Frente del Cajón	444 x 188 x 15
08	2	Fundo de Gaveta	Drawer Bottom	Fondo del Cajón	425 x 355 x 2,8
09	2	Costa	Back Panel	Costado	476 x 207 x 2,8
10	2	Costa de Gaveta	Drawer Back	Costado del Cajón	401 x 100 x 12
11	4	Lateral de Gaveta	Drawer Side	Lateral del Cajón	350 x 100 x 12
12	2	Corrediça	Drawer Runner	Corredera	350 mm

A		x26	B		x4
C		x8	D		x12
E		x4	F		x3
G		x44	H		x1
I		x2	J		x6

1



2



3

