

Consejos de Conservación

1. No debe utilizarse en la limpieza, abrasivos como lana de acero, alcohol, limón, o productos corrosivos que puedan rayar o quitar la película en los muebles.
2. Cuando la limpieza de muebles en general, napa y formica, deben utilizarse un paño ligeramente humedecido y jabón suave.
3. Para mover el mueble, es importante que este se eleve desde el suelo, debido a que el arrastre puede causar daño estructural.
4. No deje el mueble en exposición a la intemperie.

Conservation Tips

1. Do not use abrasive products to clean such as steel wool, alcohol, vinegar, lemon, scouring powder, or corrosive products which can scratch or peel off the protective film of the furniture.
2. The best way to clean your furniture is to use a slightly moistened cloth with a mild soap.
3. To move the furniture assembled, it is important that it is lifted off the ground, because the drag it can cause structural damage.
4. Do not leave your furniture in weather exposure.

Dicas de conservação

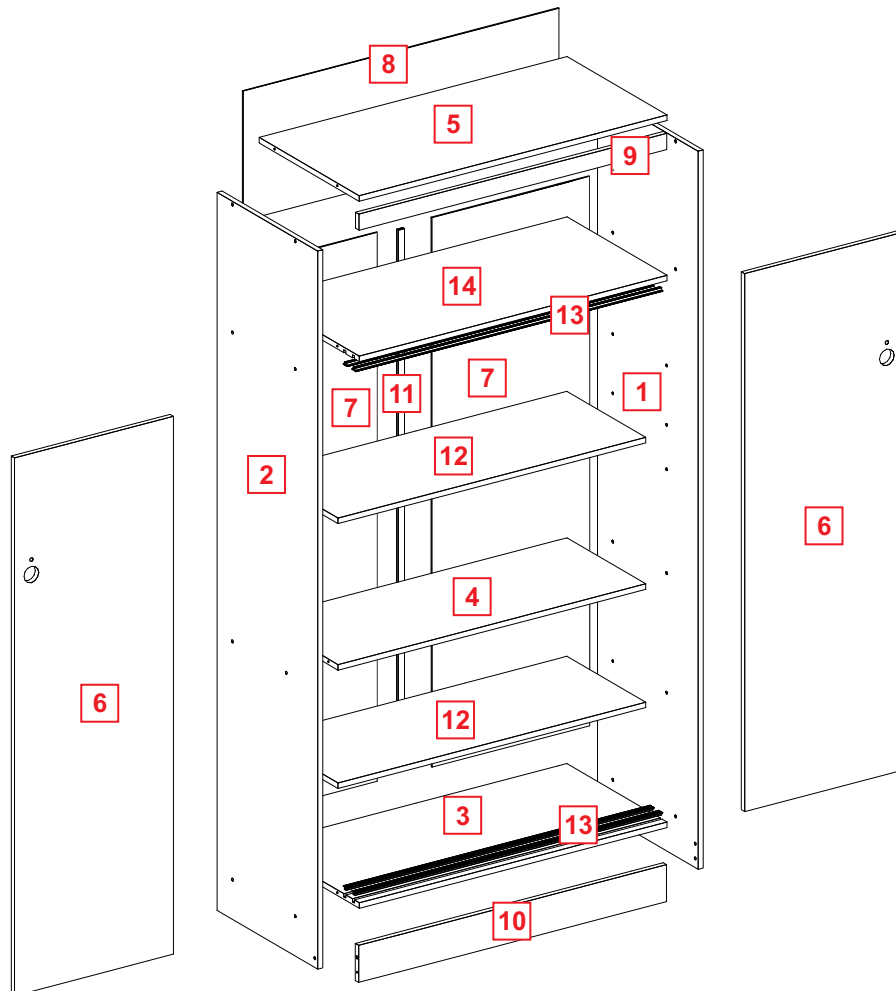
1. Não utilizar na limpeza produtos abrasivos tais como: palha de aço, álcool, vinagre, limão, saponáceo ou produtos corrosivos que possam riscar ou descolar a película protetora dos móveis.
2. Na limpeza de móveis em geral, napa e fórmicas, deve ser utilizado um pano levemente umedecido e sabão neutro.
3. Para a movimentação do móvel, é importante que este seja levantado do chão, pois ao arrastá-lo pode causar avarias estruturais.
4. Não deixe o móvel em exposição a intempéries.

Conseils d'entretien

1. Ne pas utiliser de produits abrasifs dans le nettoyage, tels que: laine d'acier, alcool, vinaigre, citron, poudre à récurer ou autres produits corrosifs pouvant rayar ou faire décoller la pellicule protectrice des meubles.
2. Pour le nettoyage du meuble, il est recommandé d'utiliser un chiffon humide et du savon neutre.
3. Pour déplacer le meuble, il est important de le soulever du sol car le tirer pourrait causer des dommages dans sa structure.
4. Ne pas exposer le meuble aux intempéries.

LISTA DE PEÇAS / PARTS LIST / LISTA DE PEÇAS / LISTE DES PIÈCES

#	Cantidad Quantity Quantidade Quantité	Piezas	Pieces	Peças	Pièces	Dimensiones Dimension Dimensões Dimension
1	1	Lateral Derecha	Right Side Panel	Lateral Direita	Côté Droit	1550 x 359 x 12
2	1	Lateral Esquerda	Left Side Panel	Lateral Esquerda	Côté Gauche	1550 x 359 x 12
3	1	Base	Base Panel	Base	Fond	736 x 357 x 12
4	1	Repisa	Shelf	Prateleira	Étagère	736 x 281 x 12
5	1	Tapa	Top Panel	Tampo	Pièce du Dessus	736 x 357 x 12
6	2	Puerta	Door	Porta	Porte	1161 x 380 x 12
7	2	Costado Mayor	Biggest Back	Costa Maior	Pièce Arrière Mayor	1185 x 377 x 3
8	1	Costado Pequeño	Smaller Back	Costa Menor	Pièce Arrière Mineure	755 x 280 x 3
9	1	Marco	Frame	Moldura	Cadre	736 x 35 x 12
10	1	Zócalo	Baseboard	Rodapé	Socle	736 x 80 x 12
11	1	Perfil I	Profile I	Perfil I	Profil I	1168mm
12	2	Repisa Movil	Movable Shelf	Prateleira Móvel	Étagère Mobile	736 x 281 x 12
13	4	Perfil Sup e Inf	Lower-Upper Profile	Trilho Sup e Inf	Glissière	734mm
14	1	Repisa Fija	Fixed Shelf	Prateleira Fixa	Étagère Fixe	736 x 357 x 12




HERRAMIENTAS / HARDWARE
FERRAMENTAS / OUTILS



PERSONAS NECESARIAS PARA EL MONTAJE
PEOPLE REQUIRED FOR ASSEMBLY
PESSOAS NECESSÁRIAS PARA A MONTAGEM
NOMBRE DE PERSONNES NÉCESSAIRES À L'ASSEMBLAGE





A-18x



B-26x




C-5x



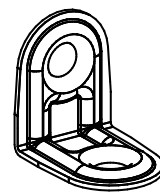
D-40x



E-2x




F-8X




G-4X



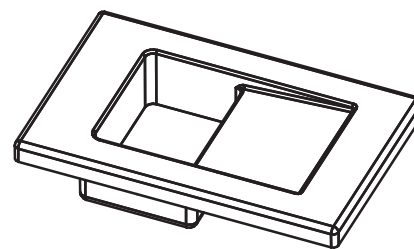
H-5X



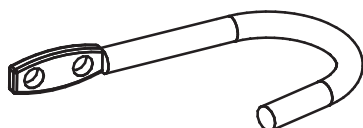
I1-4x



I2-4x



J-2x

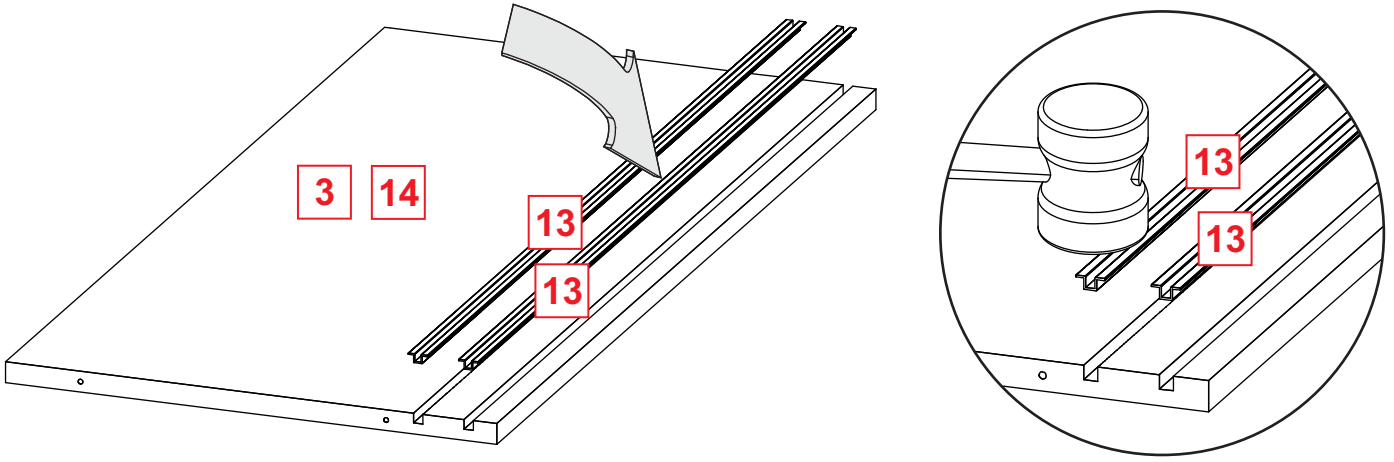


K-3x

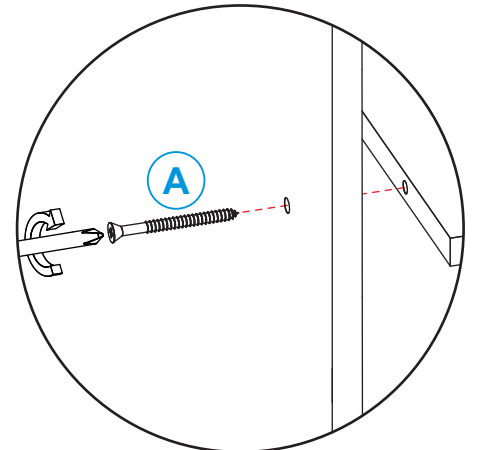
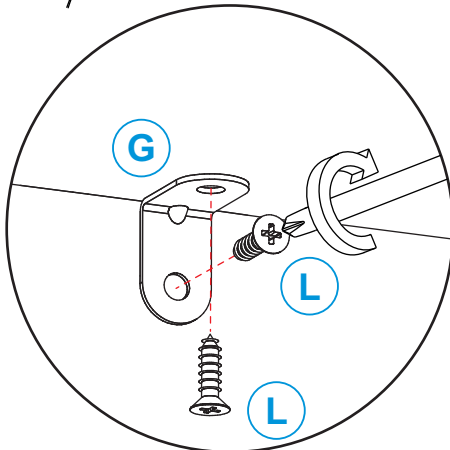
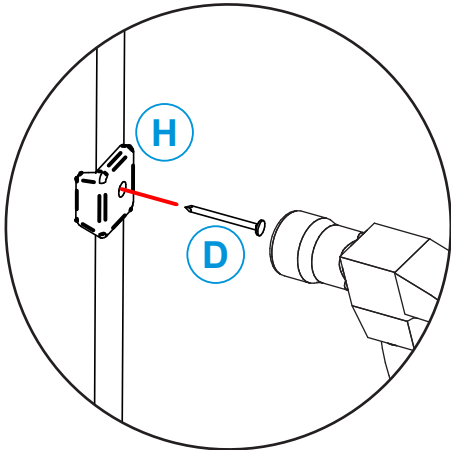
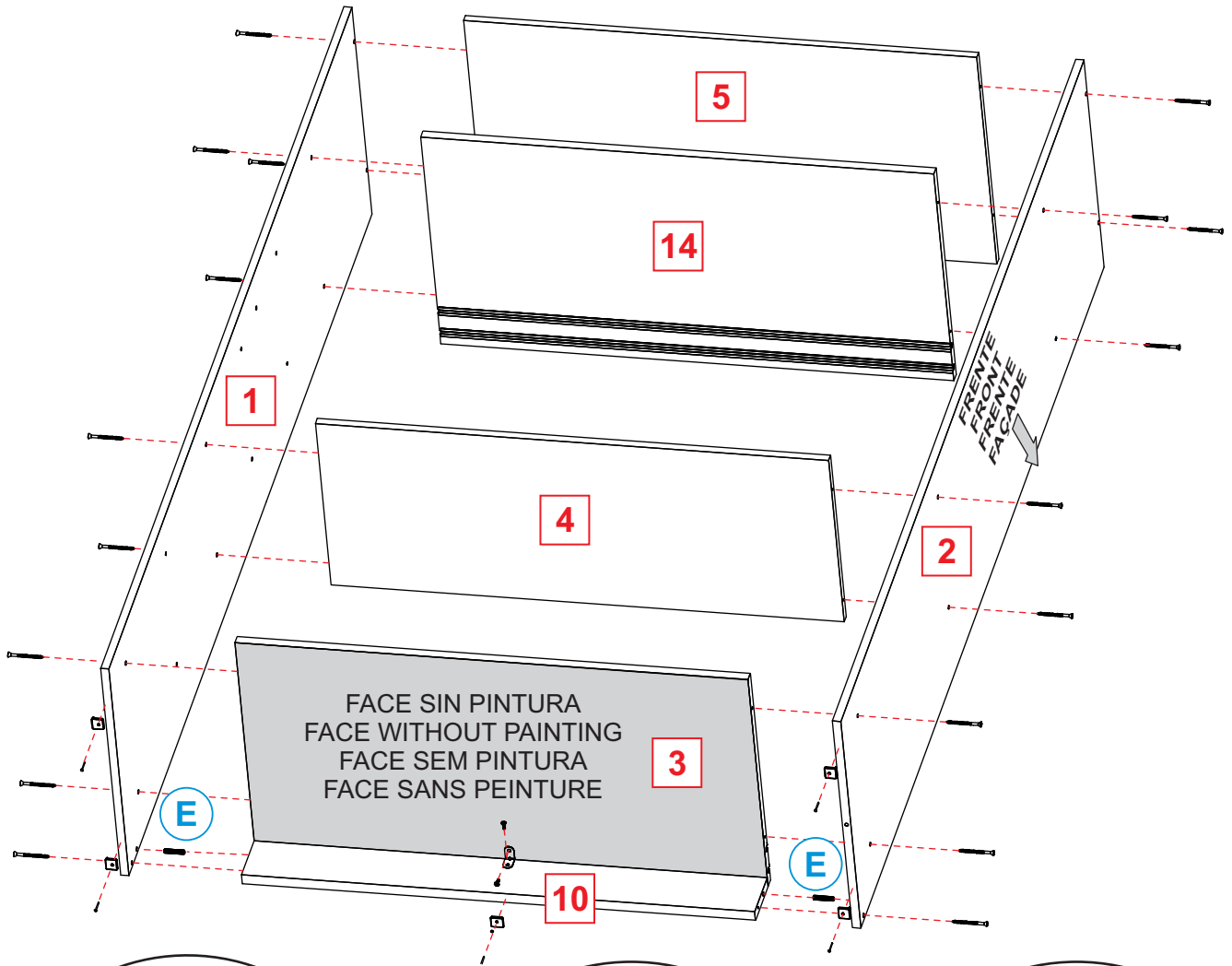


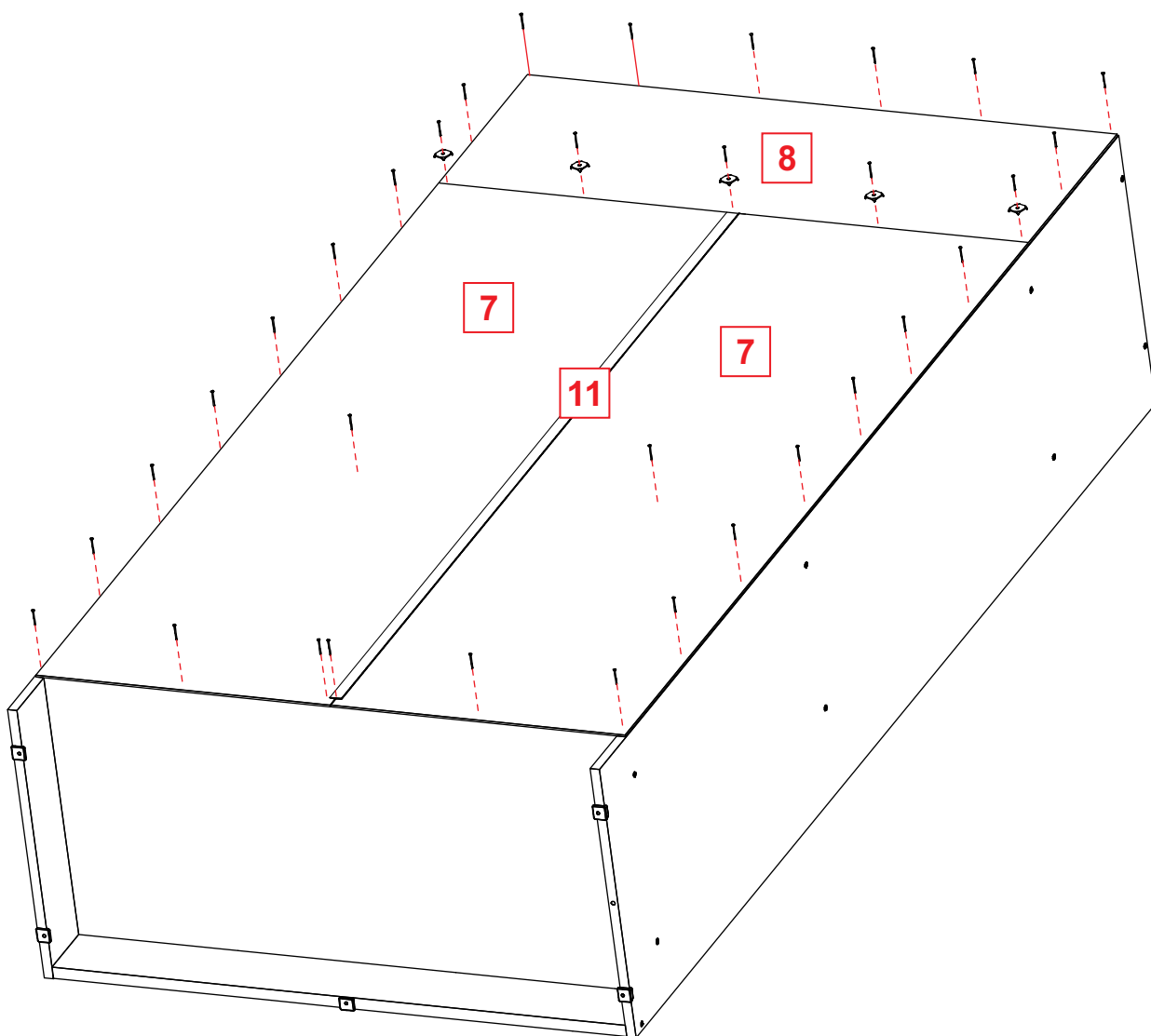
L-14x

1

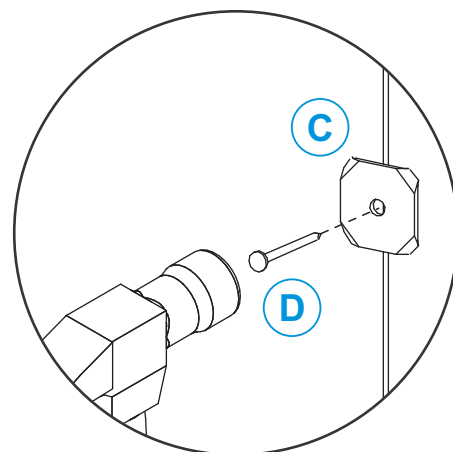
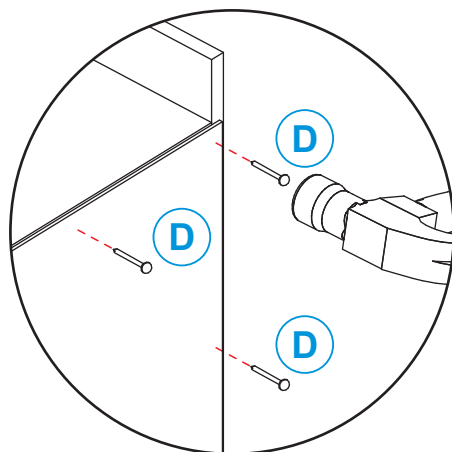
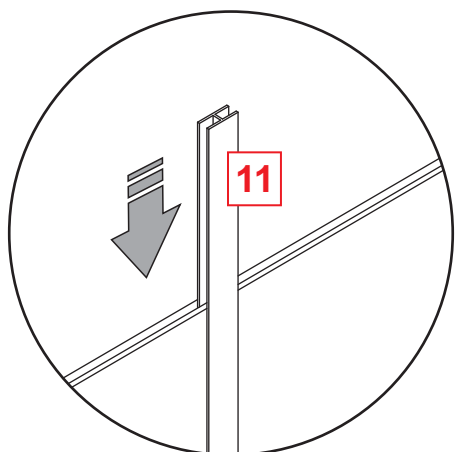


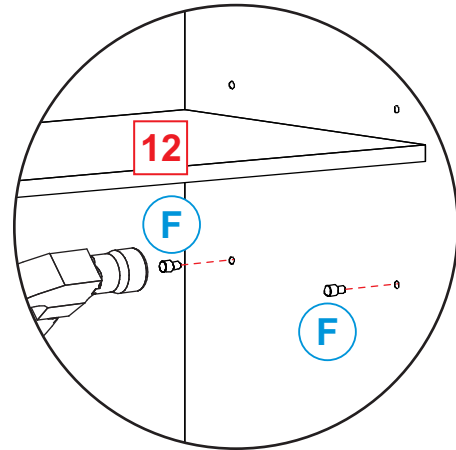
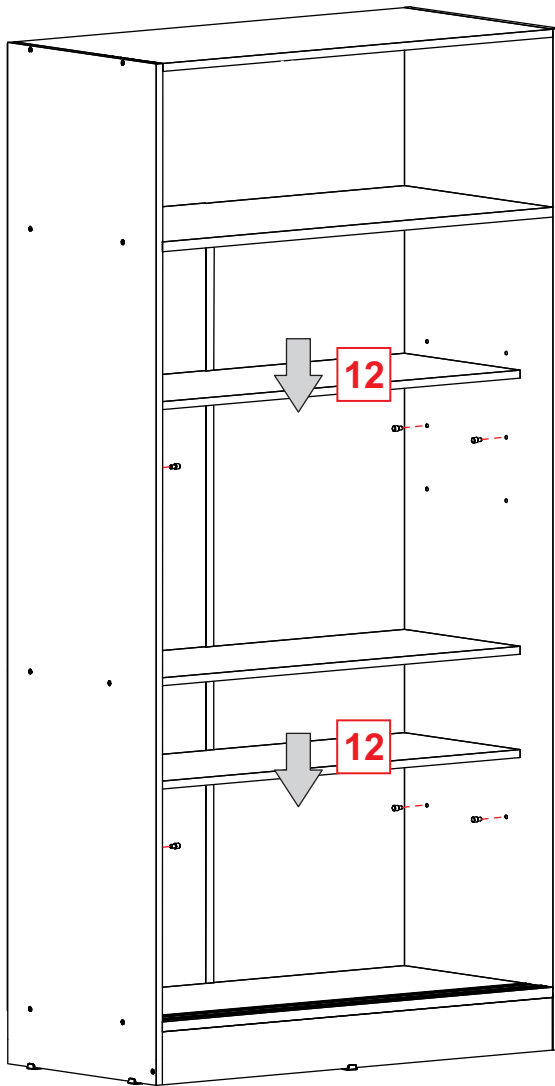
2





Antes de fijar, verifique el perfecto escuadro del mueble.
 Before nailing, check the perfect triangle (alignment) of the piece.
 Antes de pregar, verifique o perfeito esquadro do móvel.
 Avant de visser, positionnez en vérifiant le parfait alignement du meuble.





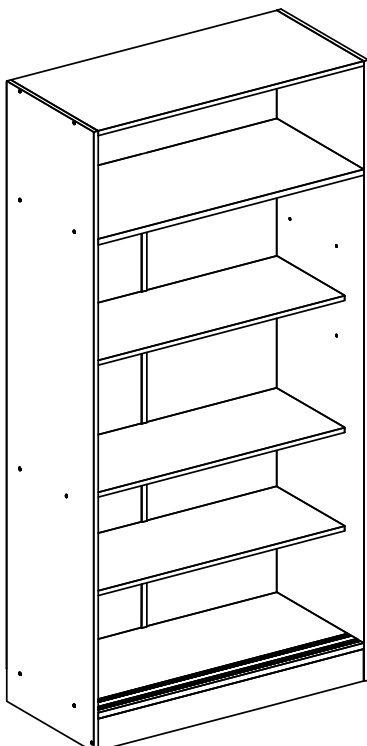
Se proporcionará dos opciones para la colocación de el estante de acuerdo con la necesidad del usuario.

Will be provided two options for placing the shelves in accordance with the user need.

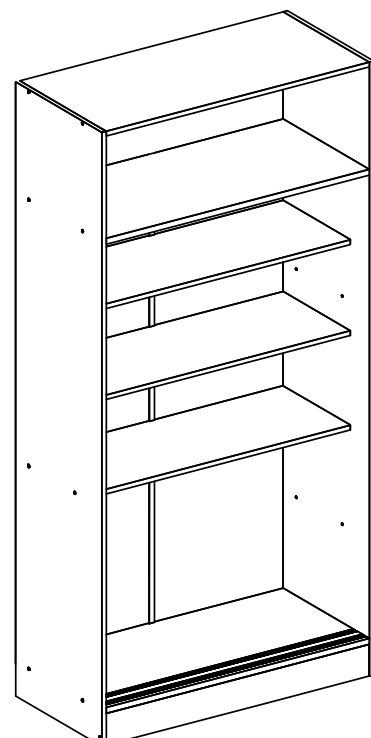
Será oferecida duas opções de colocação das prateleiras de acordo com a necessidade do do usuário.

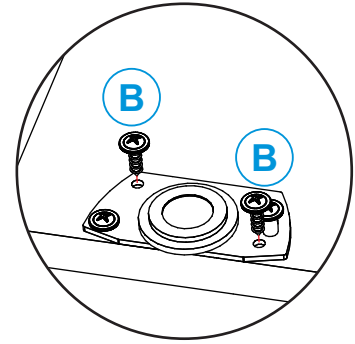
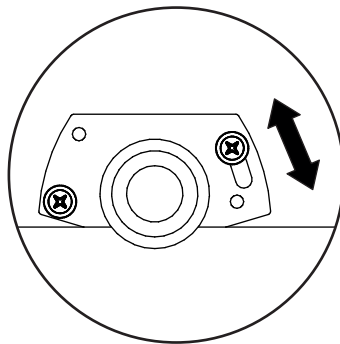
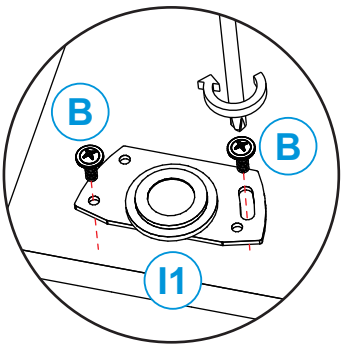
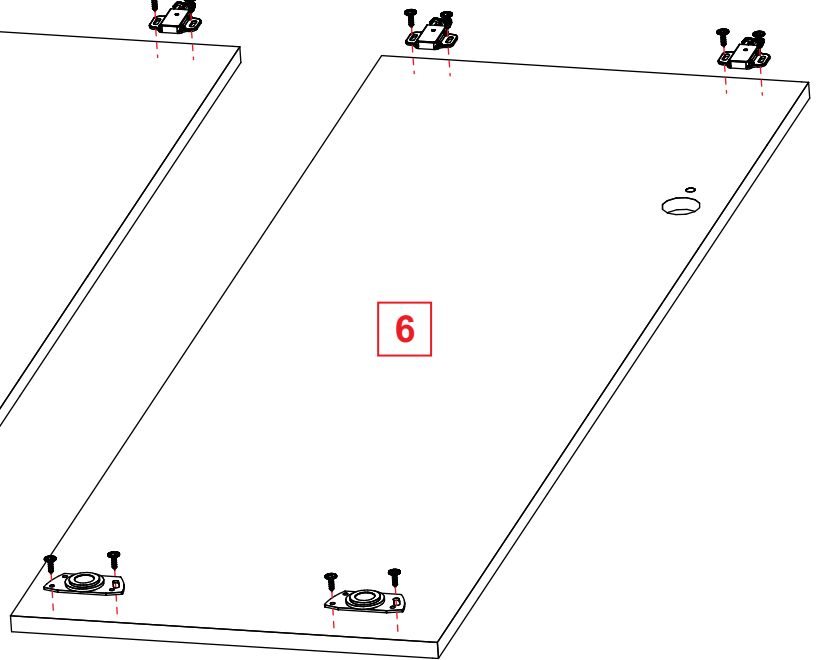
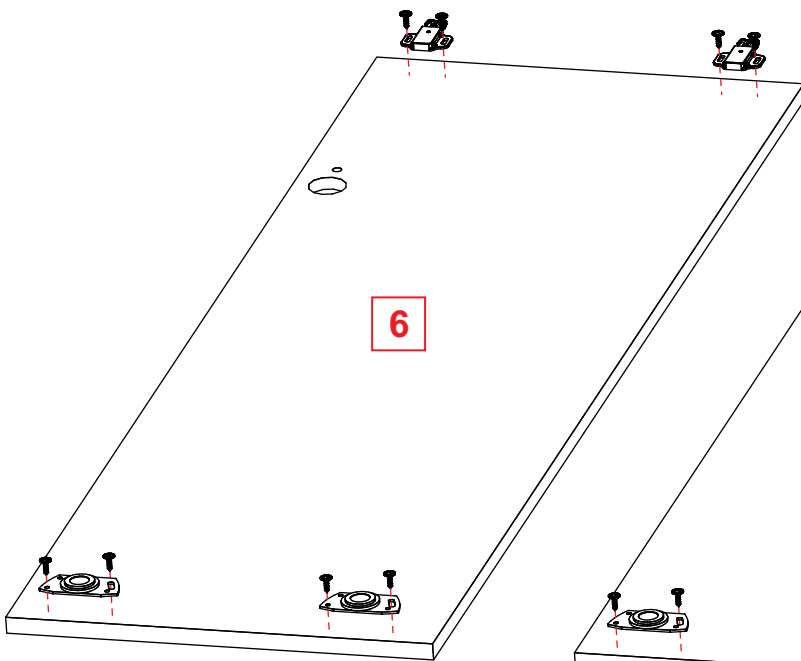
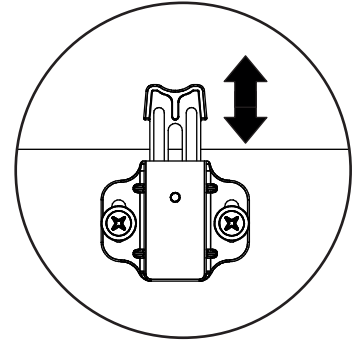
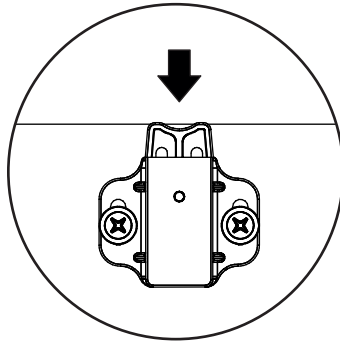
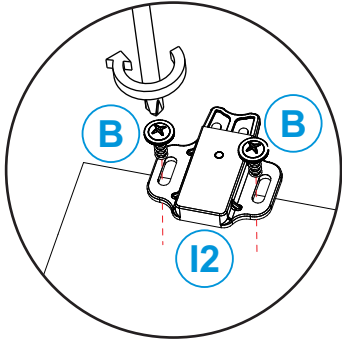
Le placement des étagères est disponible en deux options selon la nécessité de l'utilisateur.

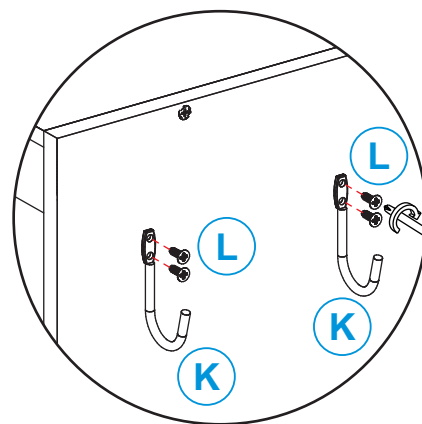
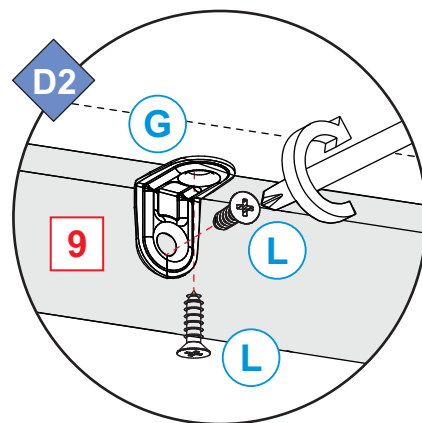
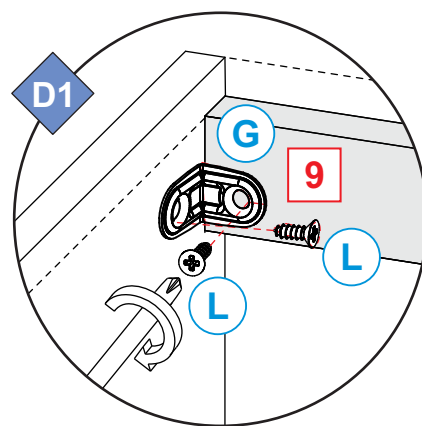
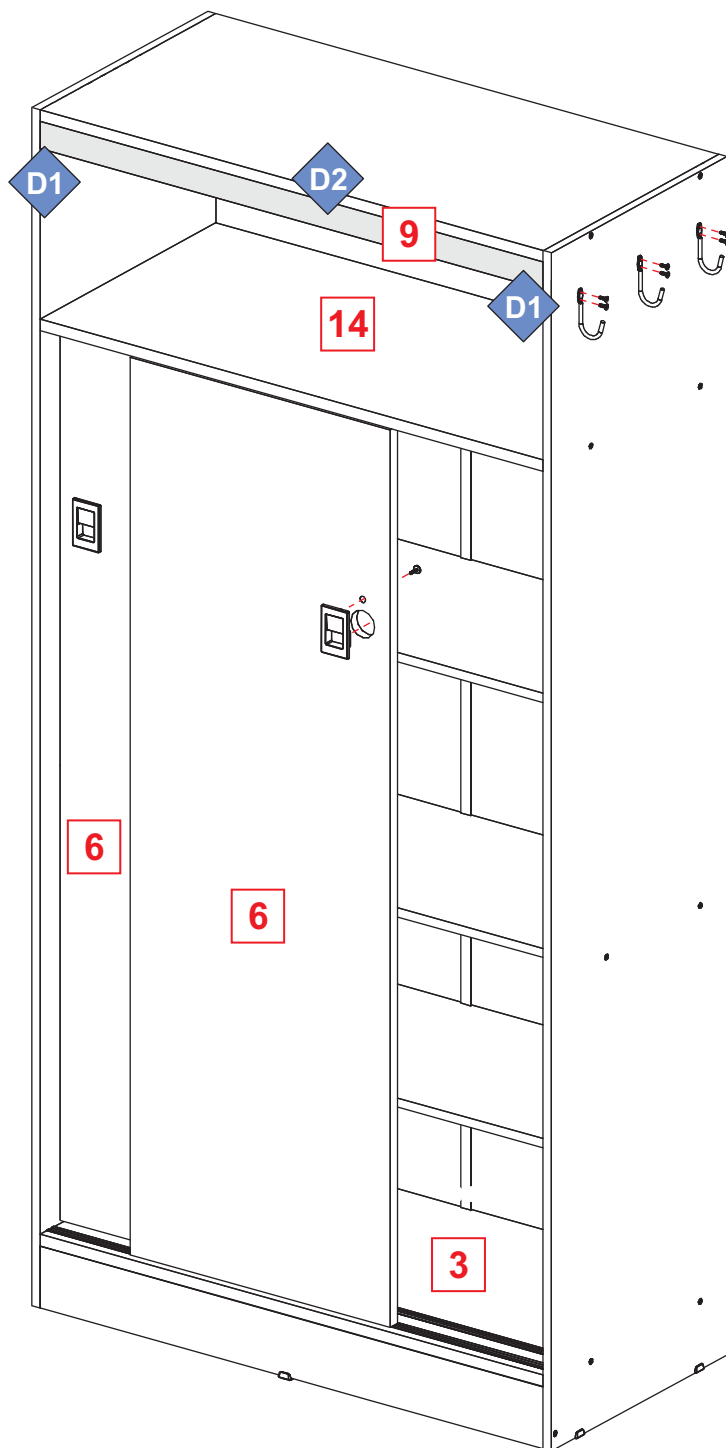
1ª opción / 1st option / 1ª opção / 1^{ère} option



2ª opción / 2nd option / 2ª opção / 2^{nde} option







Encaje de la Puerta
Door Setting
Encaixe da Porta de Correr
Réglaje de la porte coulissant

